

RG-RAP6260(H) Wi-Fi 6 AX6000 High-density Outdoor Access Point

DATASHEET



Highlights

- Ultra-fast 5.95Gbps outdoor AP, best-in-class Wi-Fi performance.
- Boost your Internet speed with 2.5GE uplink.
- Easily expand extra outdoor Wi-Fi with Reyee Mesh.
- Extra-distance access point deployment with SFP port.
- IP68 protection, rock-solid in harsh environments.

Highlight Features

Build Ultra-fast and High-density Outdoor Wi-Fi 6



Wi-Fi 6
AX6000



High Density
Access



2.5GE Port
SFP Port



Reyee
Mesh



Free Cloud
Management

Best-in-class Wi-Fi Performance


With a revolutionary combination of OFDMA and 1024QAM, the latest 802.11ax standard, the 160MHz band, and dual band 4x4 MU-MIMO, RG-RAP6260(H) wireless aggregation rate reaches 5.95Gbps.



Highlight Features

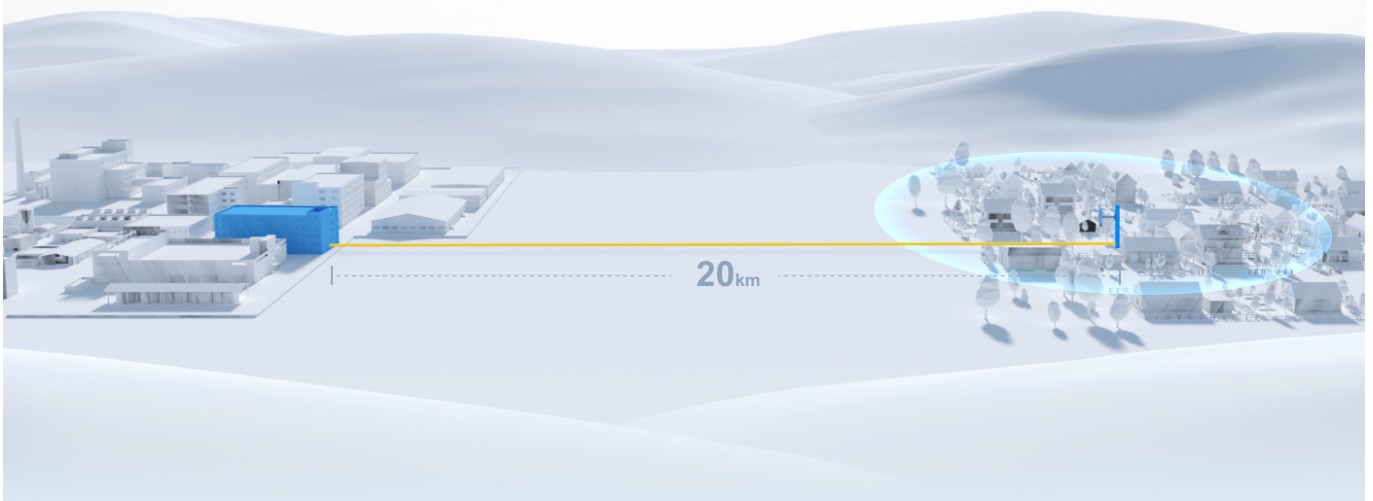
Easily Add Extra Outdoor Wi-Fi with Reyee Mesh

Less wiring, more relaxing



Support Extra-Distance Access Point Deployment


With **gigabit SFP** port, the device supports up to **20km** transmission from datacenter with single mode fiber



Highlight Features

Boost Your Internet Speed with 2.5Gbps Uplink

Build network for future, protect your investments.



Rock-solid in Harsh Environments

Adopts completely sealed, waterproof, dustproof, moisture proof and flame-retardant, wind erosion protection, Wide Temperature range, and 4kV surge protection design.



IP68 Protection

4kV Lighting Protection

WiFi 6 AX

Wind Erosion Protection

-40°C ~ 65°C Flame-Retardant

Highlight Features

Omni-directional Coverage with Long Range

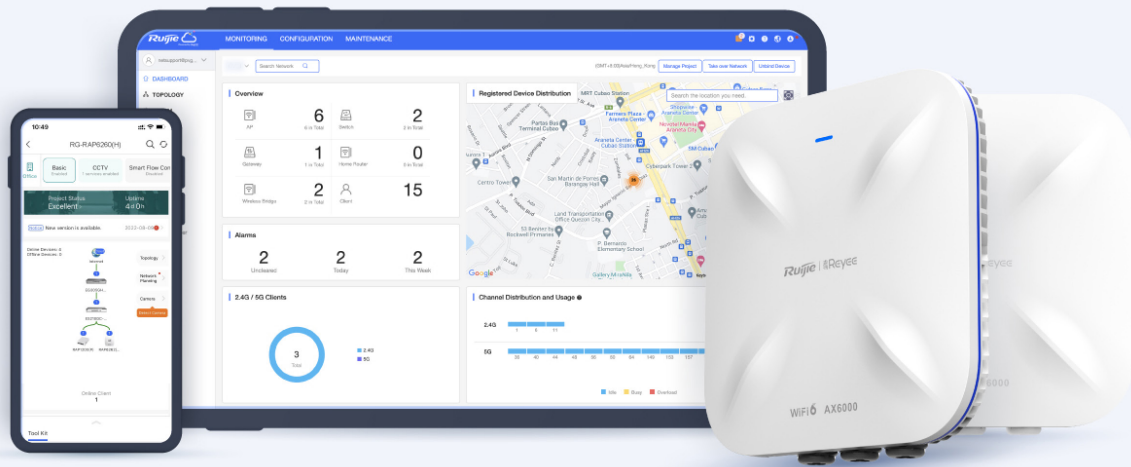
Built-in 8 high gain antennas, supports full coverage with radius of 100 meters at 2.4GHz, and 300 meters at 5GHz*.



*The maximum range of Wi-Fi coverage is calculated based on field tests. The real transmission range may vary, according to the environment, receiving device, etc.

Cloud, Make Your Business Easy

- Remote monitoring
- Remote Wi-Fi management
- Cloud portal authentication
- Wireless intelligent optimization



Specifications

Basic Feature

Wi-Fi Standards	Wi-Fi 6 (IEEE 802.11ax) Wi-Fi 5 (IEEE 802.11ac Wave 2) Wi-Fi 4 (IEEE 802.11n) IEEE 802.11a IEEE 802.11b/g
MIMO	2.4GHz, 4x4, MU-MIMO 5GHz, 4x4, MU-MIMO
Max. Wi-Fi Speed	2.4GHz: 1148Mbps 5GHz: 4804Mbps
Antenna	8
Antenna Type	Built-In Omnidirectional
Antenna Gain	2.4GHz: 3dBi 5 GHz: 4dBi
Transmit Power	EIRP: ≤35dBm (2.4GHz) ≤36dBm (5GHz) country-specific restrictions apply Myanmar: 2400 MHz~2483.5 MHz ≤ 20 dBm 5150 MHz~5350 MHz ≤ 23 dBm 5470 MHz~5850 MHz ≤ 25 dBm Thailand: 2400 MHz~2483.5 MHz ≤ 20 dBm 5150 MHz~5350 MHz ≤ 23 dBm 5470 MHz~5725 MHz ≤ 25 dBm
Fixed Ports	1 x 100/1000/2500 Base-T port 1 x 1GBase-X SFP port 1 x DC port 1 × Reset button
Max. Clients	512
Recommended Clients	130
Max. SSIDs	8
Recommended Wi-Fi Coverage Radius	2.4GHz: 50 meters 5GHz: 150 meters The Wi-Fi coverage is related to the installation environment of the access point.

Specifications

Basic Feature

Max. Wi-Fi Coverage Radius	300 meters
----------------------------	------------

Operation Frequency Bands	802.11b/g/n/ax: 2.400 GHz to 2.4835 GHz 802.11a/n/ac/ax: 5.150 GHz to 5.350 GHz, 5.470 GHz to 5.725 GHz, 5.725 GHz to 5.850 GHz country-specific restrictions apply
---------------------------	--

Software Feature

WLAN Basic Features

Power Adjustment	✓
------------------	---

Frequency Bandwidth	2.4 GHz: Auto/20/40 MHz 5 GHz: Auto/20/40/80/160 MHz
---------------------	---

Roaming	Layer 2 roaming Layer 3 roaming
---------	------------------------------------

OFDMA	✓
-------	---

Beamforming	✓
-------------	---

WMM	✓
-----	---

Radar Signal Detection and Frequency Hopping (DFS)	✓
--	---

WLAN Security

Wi-Fi Password	16 Digits
----------------	-----------

Security Mode	WPA-PSK, WPA2-PSK, WPA/WPA2-PSK
---------------	---------------------------------

Blacklist and Whitelist	✓
-------------------------	---

Enhanced User Experience

Wi-Fi Optimization	✓
--------------------	---

STA Limit	✓
-----------	---

Removing Low-RSSI STAs	✓
------------------------	---

Adjusting Sending Rate of Beacon and Probe Response	✓
---	---

Specifications

Software Feature	
Syslog Recording Why Users Lose Connection	✓
Auto Channel and Power Adjustment on Cloud	✓
RSSI Threshold for STA Access	✓
Load Balancing	✓
Networks	
Network Access Mode	PPPoE Client DHCP Client Static IP
VLAN	✓
DHCP Server	✓
System	
Cloud Management	✓
APP Management	✓
APP Upgrade	✓
APP Restart	✓
Scheduled Restart	✓
Default Access/Password	10.44.77.253 No Password Required by Default
Local Upgrade	✓
Online Upgrade	✓
Dual-bin Backup	✓
Factory Reset	✓
Language	Chinese English
System Log	✓

Specifications

System

Diagnostics

✓

Network Check

✓

Physical

LED Indicator

1 × System LED indicator

Buttons

1 × Reset button

Dimensions (W × D × H)

300 mm x 300 mm x 75.5 mm (Without Mounting Bracket)

Weight

Main Unit: 3.5 kg
Mounting Bracket: 1.35kg

DC Port Dimensions

Outer Diameter: 5.5 mm
Inner Diameter: 2.1 mm
Length: 10 mm

Installation

Wall-Mountable/Pole-Mountable

Mounting Bracket
Dimensions (W × D × H)

124 mm x 120 mm x 35 mm

Mounting Hole Pattern

65 mm x 105 mm

Mounting Hole Diameter

9 mm

Pole Diameter

70 mm to 140 mm

Power Supplies

IEEE 802.3bt PoE
DC 48V/1A

Power Consumption

≤ 40W

PoE Power Budget

NA

Environmental

Operating Temperature

-40°C ~ 65°C

Storage Temperature

-40°C ~ 85°C

Operating Humidity

0% to 100% Noncondensing

Storage Humidity

0% to 100% Noncondensing

IP(Ingress Protection)

IP68

Specifications

Physical

Port Surge

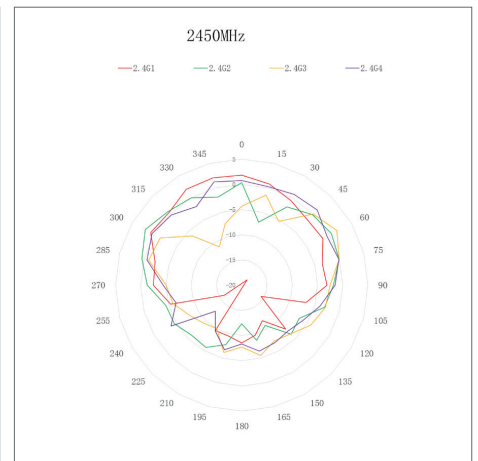
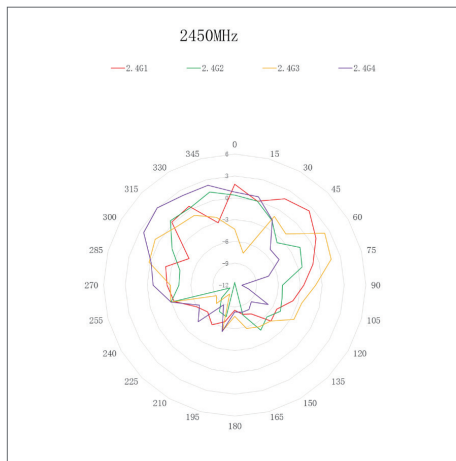
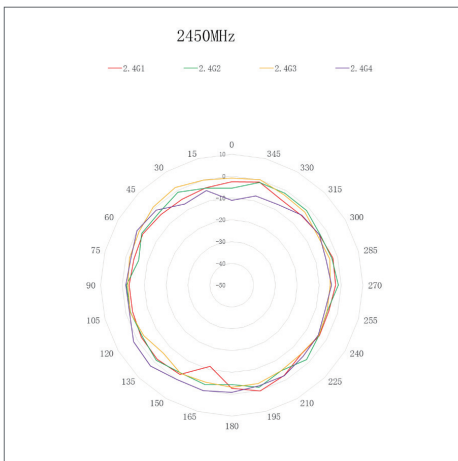
4kV

MTBF

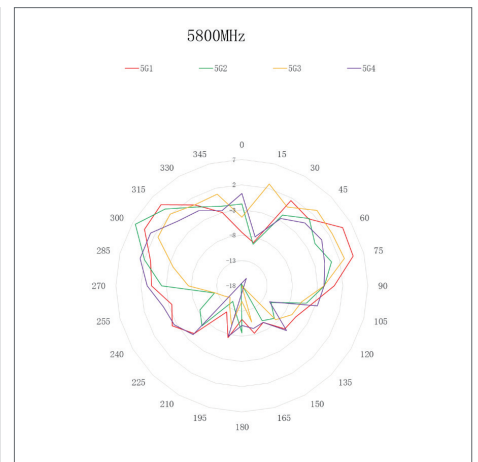
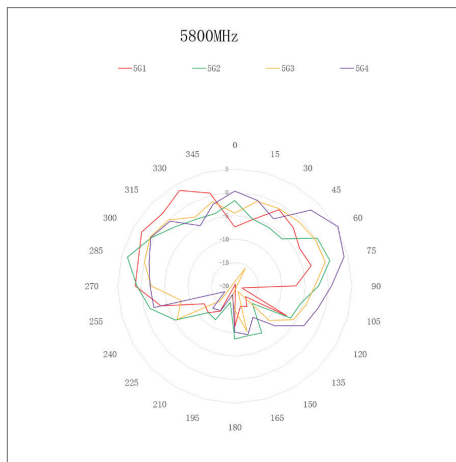
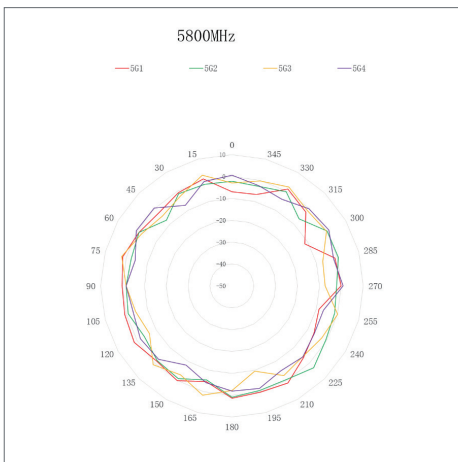
>400000H

Antenna Schematic

2.4GHz



5GHz



Package Contents

Package Information	RG-RAP6260(H)
Access Point	1
Hose Clamp	2
Mounting Plate	1
M8 x 20 Screws	4
M8 x 60 Expansion Anchors	4
Cable Gland for SFP Port	1
Cable Gland for Ethernet Port (Pre-installed on the access point)	1
SFP Port Plug (Pre-installed on the access point)	1
Mounting Arm	1
DC Connector Plug (Pre-installed on the access point)	1
Cable Gland for DC Connector	1
Grounding Cable	1
User Manual	1
Package Weight	5.47 kg
Package Dimension (w x d x h)	395 mm x 395 mm x 197 mm

Ruijie | Rcycc

 **Redefine your easy network**

Copyright ©2000-2022 Ruijie Networks Co., Ltd. All rights reserved.

No part of this document may be reproduced or transmitted in any form or any means without prior written consent of Ruijie Networks Co., Ltd.

Notice

This content is applicable only to regions outside the China mainland. Ruijie Networks Co., Ltd. reserves the right to interpret this content.

The information contained herein is subject to change without notice. Nothing herein should be construed as constituting an additional warranty. Ruijie Networks Co., Ltd. shall not be liable for technical or editorial errors or omissions contained herein.



Ruijie Networks Co., Ltd
Floor 11, East Wing, Zhongyipengao Plaza,
No.29 Fuxing Road, Haidian District, Beijing China
Website: <https://www.ruijienetworks.com>